



## MUNICIPAL MEASUREMENT PROGRAM

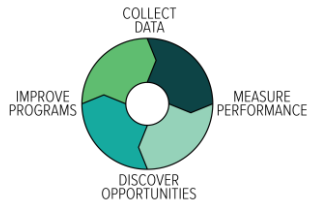
DELIVERED BY THE RECYCLING PARTNERSHIP AND RE-TRAC CONNECT



**STANDARDIZE MEASUREMENT**



**TURN DATA INTO INTELLIGENCE**



**TRANSFORM RECYCLING SYSTEMS**

# What's In It For Municipalities?



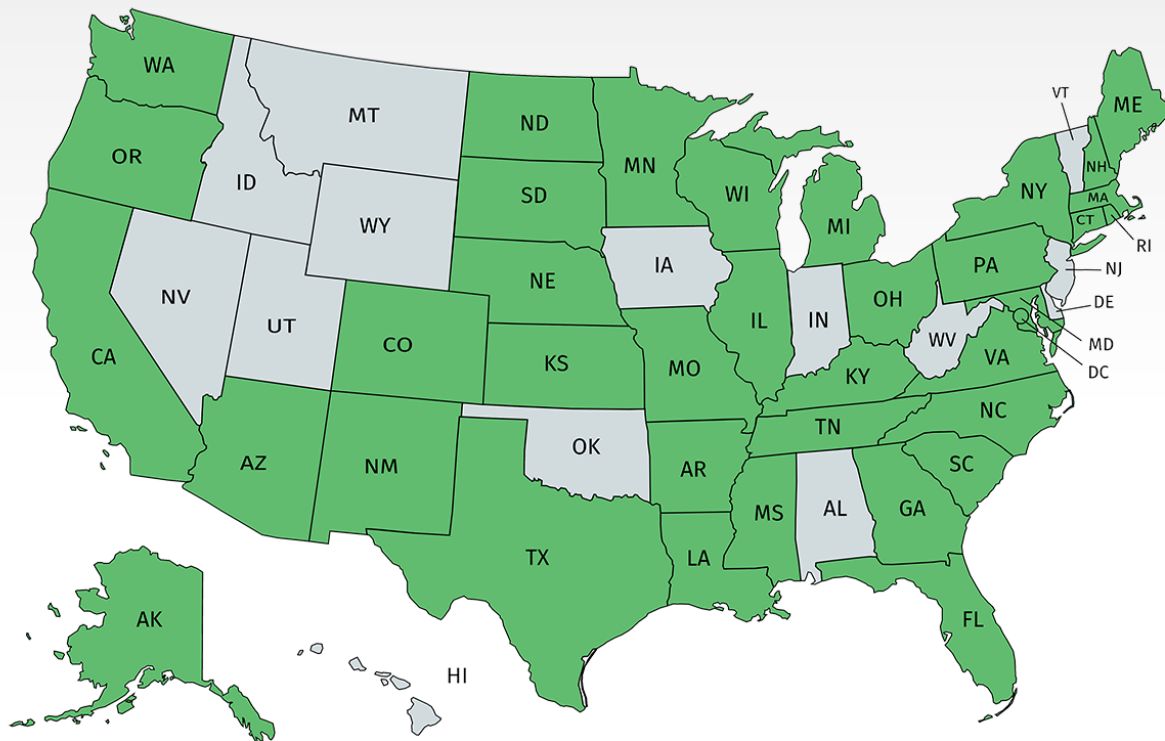
- Participation is easy & free
- Standardized program assessment surveys
- Sophisticated program performance reports
- Benchmarking
- Program recommendations
- Centralized data to easily monitor year-over-year performance

# Municipal Participation To Date

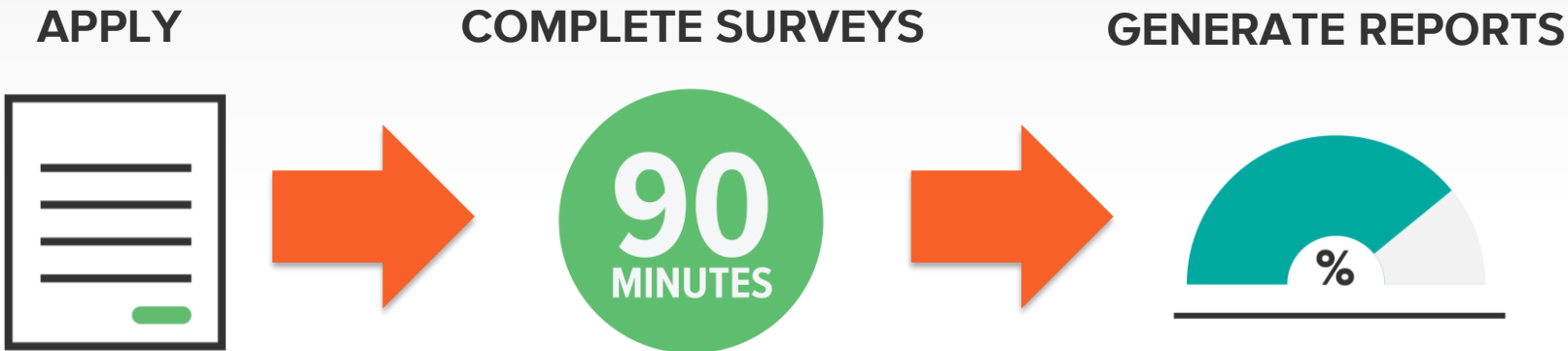


**MMP launched  
January of 2019**

**Over 140 communities  
already participating**



## Participation is Easy & Free!



# How To Join



## Simple application

- Specifically for municipalities
- Authority to represent their municipality
- Prevents duplicates

### Joining the Municipal Measurement Program

Thank you for applying. The application process is designed to protect the integrity of aggregate municipal data by confirming that all applicants meet the eligibility criteria for participation. We are aiming to only allow one representative per municipality.

Name of Municipality \*

E.g. City of Chicago

*Please include type of municipality in the name. E.g. Town of Abington, Aberdeen Village*

Address \*

Address Line 1

Address Line 2

City

State / Province



County

Zip / Postal Code

Country



Name \*

First

Last

Title/Position \*

Phone \*

Email \*

# Completing The Surveys



Re-TRAC  
CONNECT

## ABOUT YOUR MUNICIPALITY

ABOUT YOUR MUNICIPALITY

What is your municipal classification? \*

- ☐ Urban (urbanized area of 50,000 or more people)
- ☐ Small Urban (urbanized area of less than 50,000 people)
- ☐ Suburb (shares a border with an urban area)
- ☐ Suburb (does not share a border but it's within 10 miles of an urban area)
- ☐ Rural (does not share a border and is not within commuting distance of an urban area)
- ☐ Other

What is the population of your municipality? \*

ABOUT MUNICIPAL PROGRAMS

Does your municipality provide curbside collection services to residents?  
*Includes any of the following: municipal solid waste, single-family recycling, multi-family recycling, and/or organics collection \**

☐ Yes

Re-TRAC  
CONNECT

## RESIDENTIAL CURBSIDE PROGRAM ASSESSMENT SURVEY

PAGES: 1 2 3 4 5 6

ABOUT CURBSIDE COLLECTION PROGRAMS IN YOUR MUNICIPALITY

**NEED HELP?**  
If you don't know your single-family household category numbers, enter your municipality's name in the search function for the U.S. Census American Fact Finder to find this data.

Residential curbside municipal solid waste (MSW), recycling, and organics collection services are generally targeted at "single-family households." Which of the following housing unit categories are eligible for these collection services and would thus fall under this definition? (select all that apply) \*

- ☐ Single-unit (detached or attached)
- ☐ 2-units
- ☐ 3-4-units
- ☐ 5-9-units
- ☐ Mobile homes

Re-TRAC  
CONNECT

## RESIDENTIAL DROP-OFF PROGRAM ASSESSMENT SURVEY

ABOUT DROP-OFF COLLECTION IN YOUR MUNICIPALITY

*This survey is designed to collect information about the material drop-off services your municipality offers to residents. Please provide information only about drop-off locations that are managed directly by your agency (do not include information about drop-off locations managed by a 3rd party).*

What is the total number of municipally run drop-off sites in your municipality? \*

How many municipally run drop-off sites are staffed? \*

What is the approximate number of residents served by your municipality's drop-off sites? \*

Please indicate below how many drop-off sites collect each type of material category (if your drop-off sites do not collect material from one of these categories, enter 0) \*

MATERIAL CATEGORY	NUMBER OF DROP-OFF SITES THAT ACCEPT THIS TYPE OF MATERIAL CATEGORY
-------------------	---

# Surveys: About Your Municipality



## Two key questions in this survey:

1. *Does your municipality provide curbside collection services to residents?*
2. *Does your municipality operate drop-off location(s) where residents can dispose of materials?*

Re-TRAC  
CONNECT

ABOUT YOUR MUNICIPALITY

ABOUT YOUR MUNICIPALITY

What is your municipal classification? \*

☐ Urban (urbanized area of 50,000 or more people)

☐ Small Urban (urbanized area of less than 50,000 people)

☐ Suburb (shares a border with an urban area)

☐ Suburb (does not share a border but it's within 30 miles of an urban area)

☐ Rural (does not share a border and is not within commuting distance of an urban area)

☐ Other

What is the population of your municipality? \*

ABOUT MUNICIPAL PROGRAMS

Does your municipality provide curbside collection services to residents?  
*Includes any of the following: municipal solid waste, single-family recycling, multi-family recycling, and/or organics collection \**

☐ Yes



# Surveys: Curbside Program Assessment



## Page 1

About **curbside collection**  
in your municipality

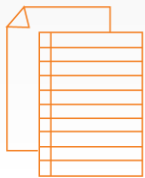
---



## Page 4

Residential **multi-family recycling** program

---



## Page 2

Residential **solid waste collection**  
program

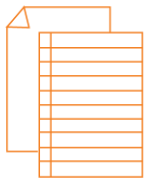
---



## Page 5

Residential **organics collection**  
program

---



## Page 3

Residential **single-family curbside recycling** program



## Page 6

About the **person completing the survey**

# Surveys: Drop-Off Program Assessment



This survey collects information about the drop-off locations that are operated by the municipality.

Re-TRAC  
CONNECT

RESIDENTIAL DROP-OFF PROGRAM ASSESSMENT  
SURVEY

ABOUT DROP-OFF COLLECTION IN YOUR MUNICIPALITY

This survey is designed to collect information about the material drop-off services your municipality offers to residents. Please provide information only about drop-off locations that are managed directly by your agency (do not include information about drop-off locations managed by a 3rd party).

What is the total number of municipally run drop-off sites in your municipality? \*

How many municipally run drop-off sites are staffed? \*

What is the approximate number of residents served by your municipality's drop-off sites? \*

Please indicate below how many drop-off sites collect each type of material category (if your drop-off sites do not collect material from one of these categories, enter 0) \*

MATERIAL CATEGORY	NUMBER OF DROP-OFF SITES THAT ACCEPT THIS TYPE OF MATERIAL CATEGORY
-------------------	--

# Importance of Data Verification



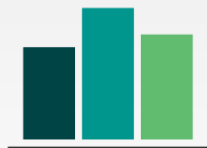
## Recycling Partnership staff will:

- Review all submitted survey responses and check numeric data.
- Contact municipalities when numerical responses need further clarification.
- “Sign off” on survey responses by marking them as **“Verified”**.
- Coordinate data verification with State and Regional agencies using the MMP for official reporting.



# Generating Reports

# Introducing The MMP Reports



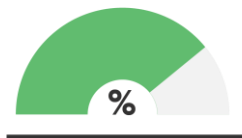
**Program  
Summary**



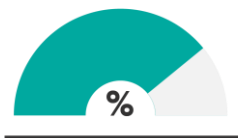
**Economic Benefits  
of Recycling**



**Program  
Recommendations**



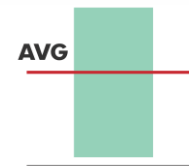
**Curbside  
Diversion Rate**



**Drop-Off  
Diversion Rate**



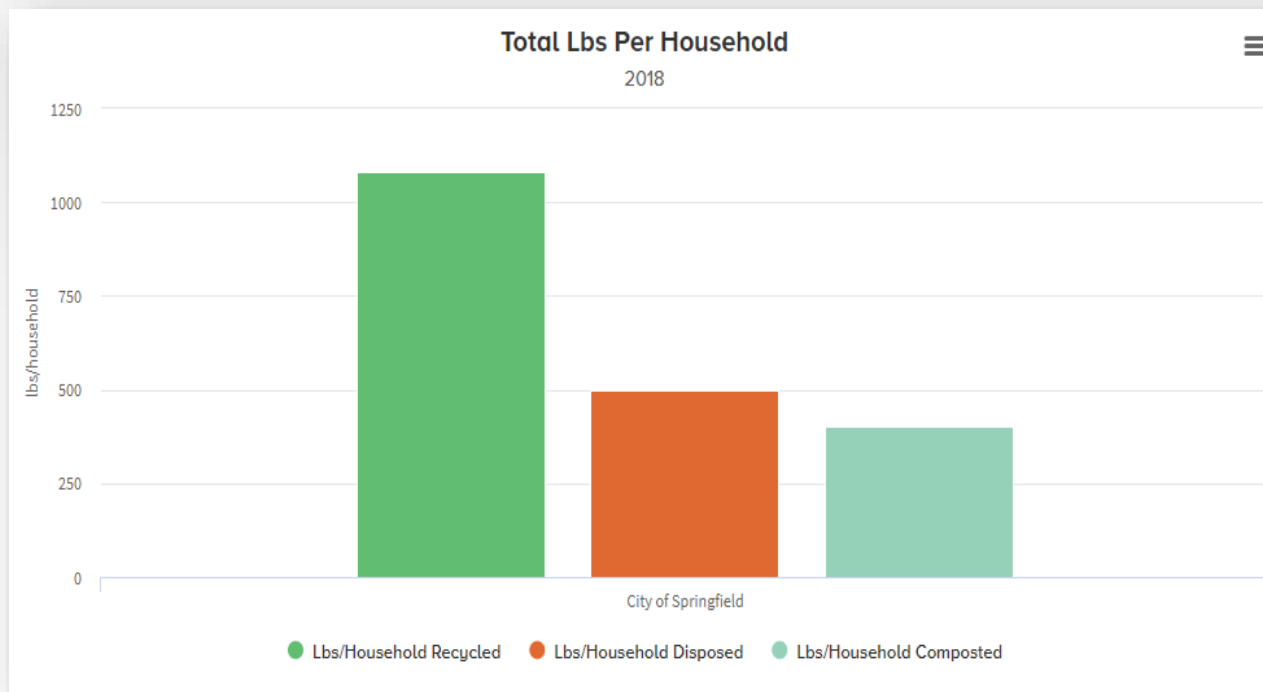
**Lbs Per  
Household**



**Lbs Per Household  
Benchmark**

## Total Pounds Per Household Report

GENERATE

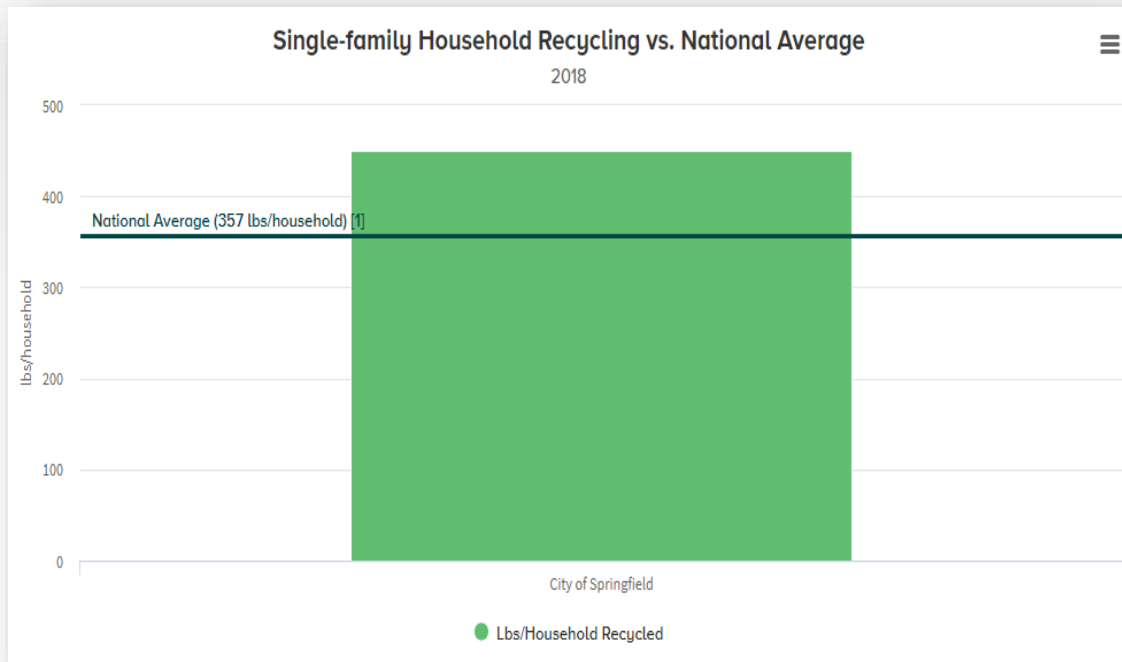


# Generating Reports



## Benchmark Report

GENERATE



## Economic Benefits of Recycling Report



Estimated Job Creation Impact

**2**

1.57 jobs per 1000 tons of material recycled



Estimated Wages Attributable

**\$106,442**

\$76,030 per 1000 tons of material recycled




Estimated Tax Revenue Attributable

**\$19,741**

\$14,101 per 1000 tons of material recycled



## Recommendations Report

A green circular badge with a scalloped edge, containing the word 'RECOMMENDATION' in white capital letters on a white banner.

You responded "No" to the question "Does your municipality engage in any curbside contamination control activities?".

---


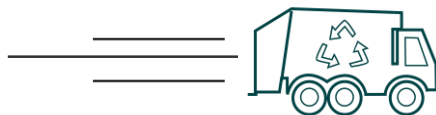
**Ensuring the highest material quality is important for the long term health of community recycling programs and the MRFs that serve them. For tips on effectively addressing material quality, see the Recycling Partnership's contamination tool kit.**

[ACCESS TOOLS](#)

# Future Enhancements


## Counties and regional governments

We recognize that some county and regional agencies also have a role in delivering municipal waste management services.



## Recommendations Feature


- Added new recommendations
- Access to new tools and resources



**GREAT WORK!**

High performing curbside programs typically achieve recycling rates of 350 pounds per household served or greater, and yours is no exception.

[+ Learn More](#)




**REDUCE CONTAMINATION**

To successfully reduce contamination in your community, access handy tools and information from The Recycling Partnership.

[+ Learn More](#)

[ACCESS KIT](#)



**CONTAMINATION CONTROL**

[X CLOSE](#)

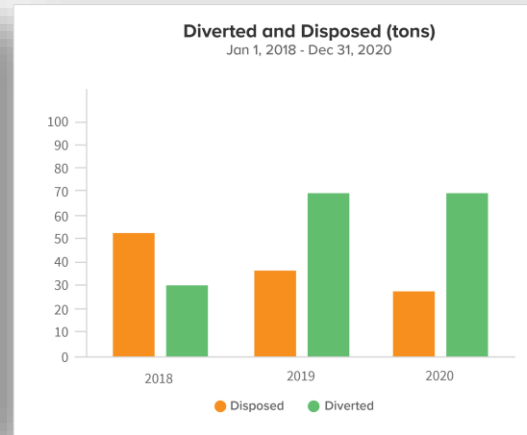
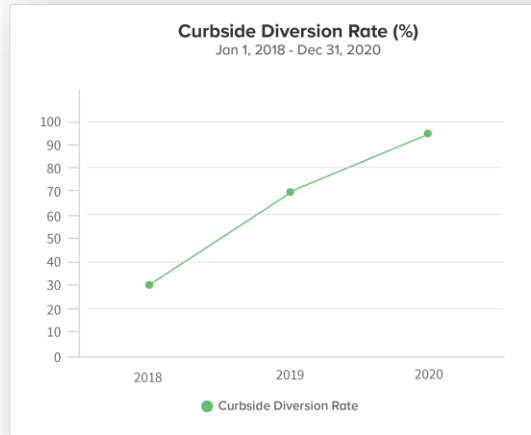
You responded “No” to the question “Does your municipality engage in any curbside contamination control activities?”

[+ LEARN MORE](#)

[CONTAMINATION KIT](#)

## Trend Report

- Monitor program performance over time
- Measure the effect that new programs or initiatives have on annual performance



## Environmental Benefits Report

- Based on the EPA's WARM model
- Converts MTCO<sub>2</sub>E into everyday terms



Tree Seedlings Grown

**148,243**



Tons Diverted

**10,771**



Tons Disposed

**8,174**



MTCO<sub>2</sub>E

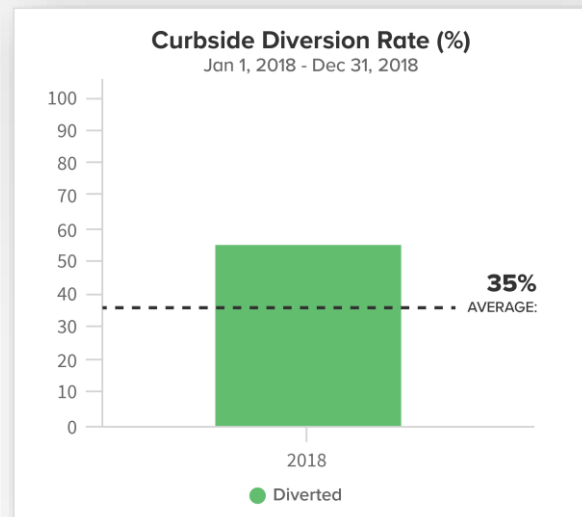
**8,895**

# Future Enhancements



## Benchmarking Report

- Benchmark performance metrics against other MMP participants
- Choose your preferred metrics
- Limit the comparative analysis by geographic region



CITY OF SPRINGFIELD

**52%**

AVERAGE (COUNTY)

**35%**

DEVIATION

**17%**



# 2018 Reporting Deadline: **December 1<sup>st</sup>, 2019**

Visit **[municipalmeasurement.com](https://municipalmeasurement.com)** to apply today